

# SHAKER HEIGHTS PUBLIC LI-

2012

Year in Review

2012

Main Library  
16500 Van Aken Boulevard  
Shaker Heights, Ohio 44120  
216-991-2030

Bertram Woods Branch  
20600 Fayette Road  
Shaker Heights, Ohio 44122  
216-991-2421

Luren E. Dickinson  
*Director*


David Piskac  
*Business Manager/Fiscal Officer*

Amy Switzer  
*Deputy Director*

Lynne Miller  
*Branch Manager*

## Board of Trustees

Judith C. Allen  
Chadrick A. Anderson  
David M. Hutt  
Kenneth W. McGovern  
Kurt F. Miller  
Jeanne R. Shatten  
Carmella D. Williams



## Mission

Shaker Library builds community and enriches lives by bringing together people, information, and ideas.

## Vision

Shaker Library is an indispensable part of our community, known for its wide range of resources, innovative, customer-driven services, vibrant and welcoming spaces, and knowledgeable, passionate staff.

## Values

We value literacy, lifelong learning, equal access, intellectual freedom, excellent customer service, integrity, accountability, innovation, diversity, inclusiveness, outstanding employees, and serving our Shaker Heights community.

[www.shakerlibrary.org](http://www.shakerlibrary.org)

# 2012 — Year in Review — 2012

## Library Use

Items Borrowed .....	1,244,692
Registered Library Card Holders.....	34,480
Library Visitors .....	540,371
Study Room Use .....	3,125
Meeting Room Bookings.....	1,381
Children's Program Attendance .....	15,054
Summer Reading Participants .....	1,876
Reference Questions Answered.....	92,768
Directional Questions Answered .....	153,036
Computer Sessions .....	178,460
Website Visits.....	60,968

## Play and Learn Station

Sessions .....	248
Attendance.....	11,327

## Library Collections

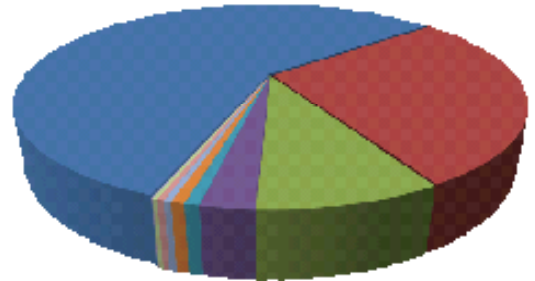
Books and E-books Total .....	273,573
Books .....	194,484
eBooks .....	79,089
Magazine Subscriptions .....	645
Music and Audiobook Total .....	51,949
Regular .....	26,533
eRecordings .....	25,416
Movie Total .....	32,368
Regular .....	30,974
E-movies .....	1,394
<b>Total Holdings .....</b>	<b>357,890</b>




## GENERAL FUND REVENUE

Real Estate Property Tax	\$2,886,208	58.55%
Public Library Fund	\$1,365,667	27.70%
Intergovernmental Revenue	\$ 436,820	8.86%
Patron Fines & Fees	\$ 126,215	2.56%
Cellular Tower Revenue	\$ 34,500	.70%
Refunds & Reimbursements	\$ 31,242	.63%
Contributions & Other	\$ 18,214	.37%
Meeting Room Revenue	\$ 16,272	.33%
Advance In	\$ 11,200	.23%
Investment Interest	\$ 3,167	.06%

**Total: \$4,929,506**



## GENERAL FUND EXPENDITURES



**Total: \$4,760,087**

Salaries & Benefits	\$ 3,398,867	71.40%
Purchased & Contracted Service	\$ 651,483	13.69%
Library Material & Information	\$ 541,572	11.38%
Capital Outlay	\$ 79,902	1.68%
Supplies	\$ 65,713	1.38%
Interfund Advances & Transfers	\$ 59,133	1.26%
Other	\$ 20,572	.44%